



Northeast Nebraska Community Action Partnership Early Childhood Education Head Start & Early Head Start



2020-2021 Annual Report

www.nencap.org

Enrollment

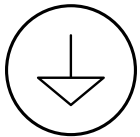
Served 258 children during the 2020-2021 School Year.



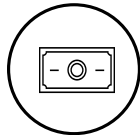
1. 192 Children were served in Head Start
66 Children were served in Early Head Start
2. 84.8% Average monthly attendance for Head Start
70.6% Average monthly attendance for Early Head Start
3. 269 Funded enrollment for Head Start*
58 Funded enrollment for Early Head Start

*Due to COVID, fewer children were served per classroom compared to previous years.

Of 192 children enrolled in Head Start and 66 children enrolled in Early Head Start:



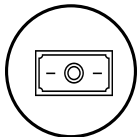
71% Head Start
77% Early Head Start
Income Below Poverty



9% Head Start
11% Early Head Start
Income Between 101-130% Poverty Level



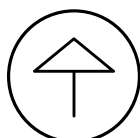
5% Head Start
1% Early Head Start
Homeless



5.5% Head Start
8% Early Head Start
Receiving Public Assistance



9% Head Start
0% Early Head Start
Foster Children



.5% Head Start
3% Early Head Start
Over Income

Enrollment by Eligibility



Client Demographics

258 children served during the 2020-2021 School Year.




1. Locations
 31 Early Childhood classrooms at 11 sites
 1 Home Based Classroom


2. Ethnicity
 49% Head Start Non Hispanic or Latino
 51% Head Start Hispanic or Latino
 12% Early Head Start Hispanic or Latino
 88% Early Head Start Non Hispanic or Latino

3. Age of children served

Head Start	Early Head Start
52-3 Year Olds	12-Under 1 Year
132-4 Year Olds	20-1 Year Olds
8-5 Year Olds	34-2 Year Olds


Percentage of Children enrolled:

 86% Head Start | 62% Early Head Start
Up to date on immunizations


 22% Head Start | 9% Early Head Start
With a Disability

 98% Head Start | 92% Early Head Start
Have a Medical Home

 97% Head Start | 86% Early Head Start
Have a Dental Home

 96% Head Start | 94% Early Head Start
Have Health Insurance

Health and Wellness



School Readiness

Preschool staff uses the Creative Curriculum, the Nebraska Early Learning Guidelines, The Head Start Child Development and Early Learning Framework and School Readiness Goals as a foundation to create developmentally appropriate early childhood environments. Parents assisted in developing goals in the following categories:



Creative Arts



Science & Logical Thinking Skills



Health & Physical Development



Understanding Natural & Physical Worlds



Social/Emotional Development



Mathematics



Approaches to Learning

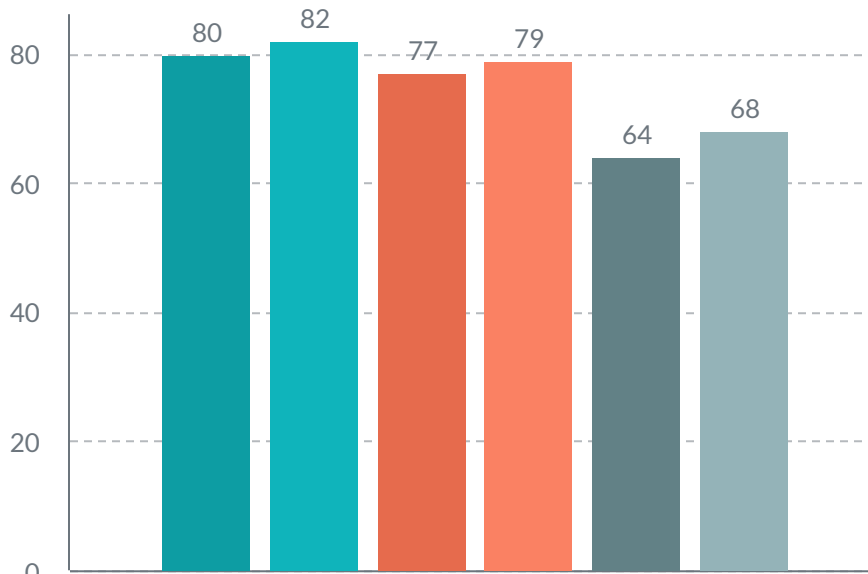


Language & Literacy



English Language Acquisition

Kindergarten Readiness Spring 2021



87 Eligible Children

■ Social-Emotional
 ■ Physical
 ■ Language
 ■ Cognitive
■ Literacy
 ■ Mathematics

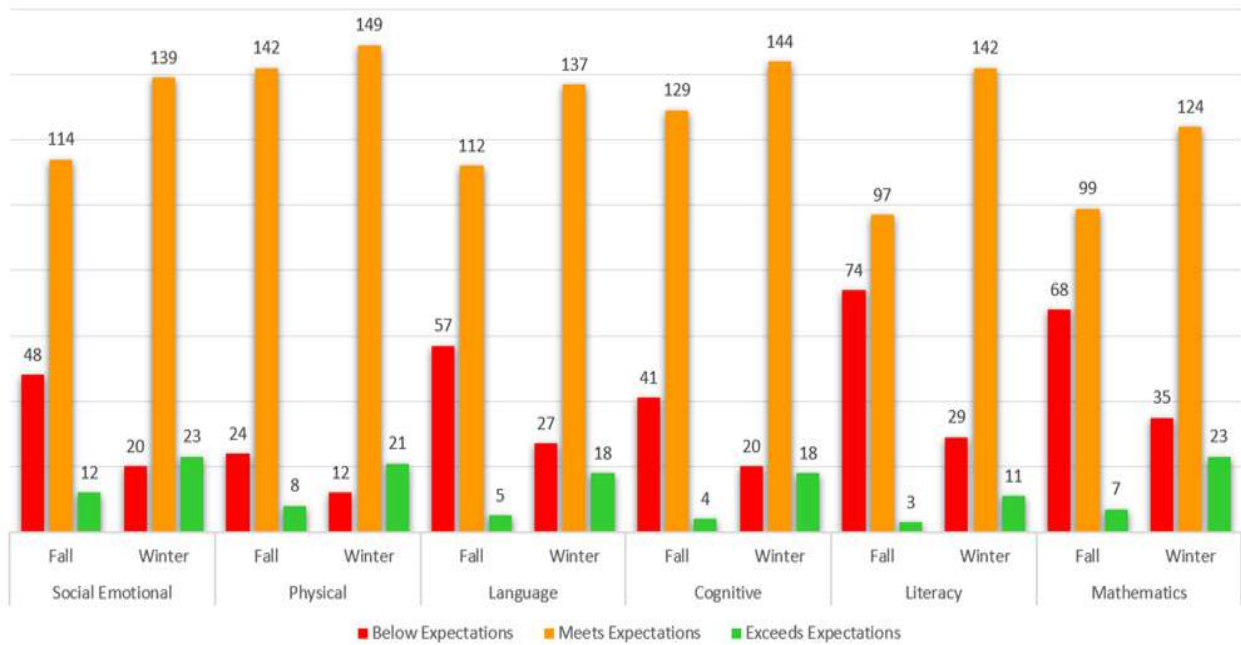


School Readiness

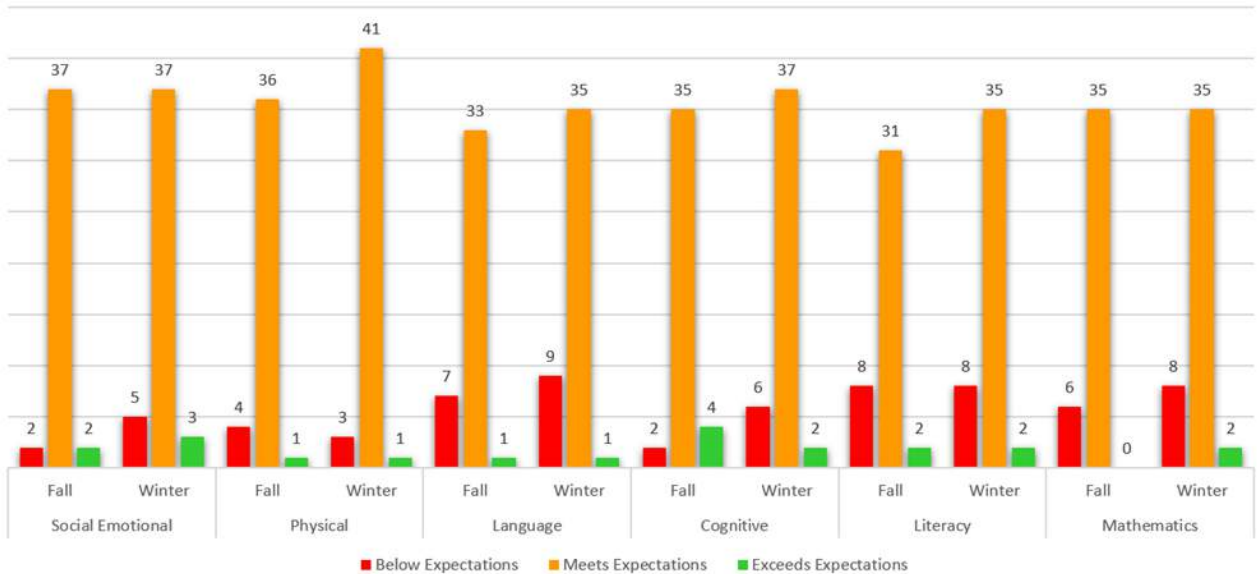
Widely Held Expectations

Checkpoint periods: Fall/Winter 2020/21

Head Start
2020-2021 Fall and Winter Checkpoint Comparison



Early Head Start
2020-2021 Fall and Winter Checkpoint Comparison



Office of Head Start Monitoring

The Office of Head Start Monitoring is on a five-year cycle. The results listed are from our most recent reviews.

Head Start – Focus Area 1 Review

The FA1 review was completed May 3-7th, 2021. Sections reviewed were: Program Design, Management and Quality Improvement; Education and Child Development Program Services; Health Program Services; Family & Community Engagement Services; Eligibility, Recruitment, Selection, Enrollment, and Attendance (ERSEA); Fiscal Infrastructure.

All areas of the review were found to be in compliance.

Early Head Start – Focus Area 2 Review

The FA2 review was completed May 1-3, 2018. Sections reviewed were: Program Design, Management and Quality Improvement; Education and Child Development Program Services, Health Program Services: Family & Community Engagement Services, Fiscal Infrastructure and ERSEA.

All areas of the review were found to be in compliance.

Year in Review

The 2020-2021 school year continued to bring many challenges to the Early Childhood learning environments. Due to the Coronavirus pandemic, Head Start and Early Head Start classrooms operated with fewer students in each classroom and periods of classroom closures occurred as local conditions evolved. Parents were often hesitant to obtain medical and dental care and at times, medical and dental providers were not available for routine visits. Staff conducted HV/PT conferences virtually and reduced family engagements nights and limited non-essential visitors.



Budgets

The revenue and expenditures below reflect Head Start and Early Head Starts revenue and expenditures during NENCAP's agency fiscal year audit from 10/1/20 - 9/30/21. There were no audit findings.



Revenue

Federal Funds	\$4,211,579
In-kind donations	\$967,762
Other income	\$252
<hr/>	
Total Revenue	\$5,179,593
CACP USDA Reimbursement	\$119,496



Expenditures

Personnel and fringe	\$2,799,079
Professional services	\$25,922
Travel and transportation	\$19,661
Space and other rents	\$195,201
Supplies	\$204,239
Utilities	\$56,697
Other direct costs	\$371,492
Equipment and improvements	\$68,439
Client services	\$3,657
Indirect costs	\$467,444
In-kind	\$967,762
<hr/>	
Total expenses	\$5,179,593
CACP USDA Expenditures	\$119,496

The figures below reflect the proposed Budgets for Head Start from March 2021-February 2022 and Early Head Start from November 2020-February 2022.

Head Start

Personnel	\$1,521,842
Fringe	\$548,486
Travel	\$2,986
Supplies	\$210,000
Other	\$290,884
Contractual	\$209,685
Indirect	\$345,745
Training	\$36,597
In-kind	\$791,556
<hr/>	
Total	\$3,957,781

Early Head Start

Personnel	\$877,093
Fringe	\$311,567
Travel	\$1,356
Supplies	\$45,373
Other	\$115,395
Contractual	\$1,432
Indirect	\$195,700
In-kind	\$380,713
<hr/>	
Total	\$1,928,629

CARES Act Expenditures

Head Start Covid
\$77,927

Early Head Start Covid
\$35,711

Early Childhood CRRSA
\$21,118



Central Office
(402)385-6300
(800)445-2505



Central Office
603 Earl Street
Pender, NE 68047



Email cahlgrim@nencap.org



Website
www.nencap.org